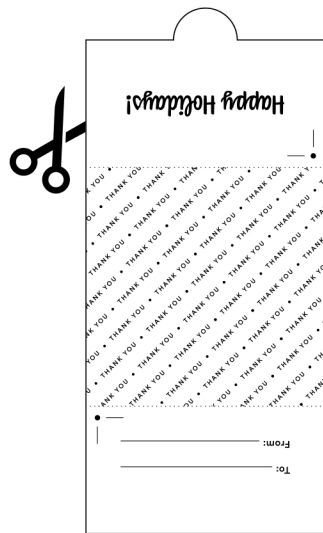


Holiday Gift Certificate


Thank You Envelope

Print and cut out the envelope along the grey, dotted lines. Then, fold along the black dots so that the artwork can be seen on the outsides. Insert your tip or gift certificate and tape behind the half-circle and along the edges to hold the envelope together!

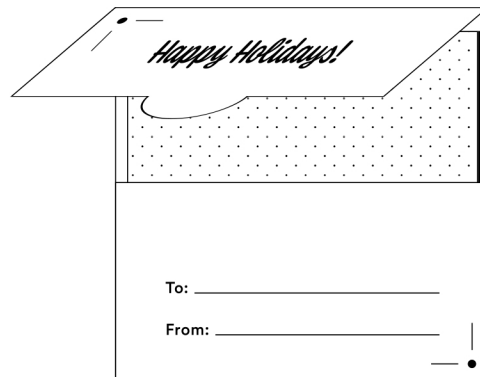
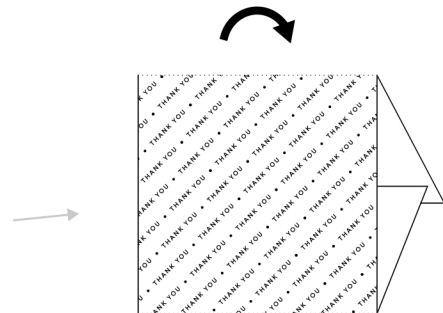
Step 1



Step 2



Step 3



Step 4

